



दून विश्वविद्यालय

मोथरोवाला रोड, केदारपुर, पो०ओ० डिफेन्स कालोनी,
देहरादून-248001 (उत्तराखण्ड) भारत

DOON UNIVERSITY

Mothrowala Road Kedarpur, P.O. Defence Colony,
Dehradun-248001 (Uttarakhand) INDIA.

Experiential Learning through Laboratories



Department of Physics

School of Physical Sciences (SoPS)

Doon University



No.SOPS-PH-1508.....





Dated: 27-10-2023




List of Equipment and instrument in central instrumental facility Lab

Lab No. - 301

(Second Floor Composite Laboratory Building)

S.No.	Name of the Instrument (Lab No.)	Image of the instrument
1.	Newton's Ring Apparatus	
2.	Fresnel's Bi Prism Setup	

<p>3.</p>	<p>Michelson Interferometer Setup</p>	
<p>4.</p>	<p>Spectrometer Setup</p>	
<p>5.</p>	<p>Millikan's oil drop</p>	
<p>6.</p>	<p>Planck's Constant</p>	

7.	Searle's Apparatus	 <p>A photograph of Searle's apparatus, which is used to determine the modulus of rigidity. It consists of a rectangular metal frame with a horizontal wire suspended from the top. A weight is attached to the wire, and a scale is used to measure the deflection of the wire. A label on the frame reads 'Searle's Apparatus'.</p>
8.	Poisson Ration Apparatus	 <p>A photograph of the Poisson Ration Apparatus, which is used to determine the Poisson's ratio of a material. It consists of a vertical rod with a horizontal wire attached to it. A weight is attached to the wire, and a scale is used to measure the deflection of the wire. A label on the frame reads 'Poisson Ration Apparatus'.</p>
9.	Inertia table Apparatus	 <p>A photograph of the Inertia table Apparatus, which is used to determine the moment of inertia of a body. It consists of a vertical rod with a horizontal wire attached to it. A weight is attached to the wire, and a scale is used to measure the deflection of the wire. A label on the frame reads 'Moment of Inertia'.</p>

Himani

Dr. Himani Sharma
Head of Department
Department of Physics (SoPs)



Department of Physics

School of Physical Sciences (SoPS)

Doon University

No...SOPS-PH-1508


Dated: 27-10-2023



List of Equipment and instrument in central instrumental facility Lab




Lab No. - 302





Physics Laboratory




(Second Floor Composite Laboratory Building)

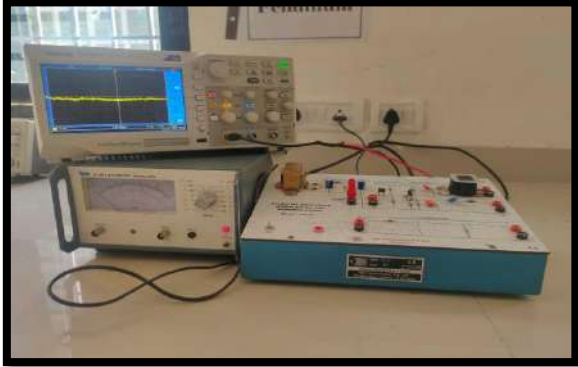


S.No.	Name of the Instrument (Lab No.)	Image of the instrument
1.	Fly wheel Apparatus	




<p>2.</p>	<p>Compound Pendulum</p>	
<p>3.</p>	<p>Inertia table apparatus</p>	




<p>4.</p>	<p>Maxwell Needle</p>	 <p>A photograph of the Maxwell Needle apparatus. It consists of a vertical wire suspended from a horizontal arm of a stand. A small needle is attached to the bottom of the wire. A label on the wall reads "Maxwell's Needle".</p>
<p>5.</p>	<p>Searle's Apparatus</p>	 <p>A photograph of Searle's Apparatus. It features a metal frame with a horizontal bar across the top. Two vertical wires are suspended from the bar, each with a hook at the bottom. A label on the wall reads "Searle's Apparatus". A control box is visible on the floor to the right.</p>
<p>6.</p>	<p>Poisson's Ratio Apparatus</p>	 <p>A photograph of the Poisson's Ratio Apparatus. It shows a vertical metal rod mounted on a base. A horizontal wire is attached to the rod, and a small weight is suspended from it. The apparatus is used to measure the lateral strain of a material under tension.</p>



<p>7.</p>	<p>Stewart and Gees Setup</p>	
<p>8.</p>	<p>CRO (Model no- 20 MHz)</p>	
<p>9.</p>	<p>Fore Probe method</p>	
<p>10.</p>	<p>Planck's Constant Experiment Apparatus</p>	

<p>11.</p>	<p>OP-Amp Setup</p>	
<p>12.</p>	<p>PN-Junction diode setup</p>	
<p>13.</p>	<p>Zener Diode setup</p>	

<p>14.</p>	<p>Modulation-Demodulation Setup</p>	
<p>15.</p>	<p>Micro controller</p>	
<p>16.</p>	<p>Work Function of Diode Apparatus</p>	

<p>17.</p>	<p>Hall Effect Setup</p>	
<p>18.</p>	<p>Signal Source and Generator</p>	
<p>19.</p>	<p>Regulated Power Supply</p>	

<p>20.</p>	<p>Resistance Box</p>	 <p>A photograph of a Resistance Box. The box is rectangular and contains two rows of resistors. The top row is labeled 'RESISTANCE BOX' and the bottom row is labeled 'CONSTANTAN COILS'. The resistors are arranged in a row, with values ranging from 1000 to 100. A pair of red pliers is visible on the left side of the box.</p>
<p>21.</p>	<p>Ionization Potential of Mercury Setup</p>	 <p>A photograph of an Ionization Potential of Mercury Setup. The device is a rectangular box with two large circular gauges on the front panel. Below the gauges are several control knobs and switches. The text 'IONIZATION POTENTIAL OF MERCURY' is printed at the top of the device. Wires are connected to the front panel.</p>
<p>22.</p>	<p>Band Gap Setup</p>	 <p>A photograph of a Band Gap Setup. The setup is on a table and includes a power supply, a breadboard with electronic components, and a sign that says 'Band Gap'. A wooden stand is also visible in the background.</p>

23.	Transistor Characteristics Apparatus	
24.	Ohm Meter	

Himani

Dr. Himani Sharma
Head of Department
Department of Physics (SoPs)



Department of Physics

School of Physical Sciences (SoPS)

Doon University


No. SOPS-PH-1508




Dated: 27-10-2023




List of Equipment and instrument in central instrumental facility Lab





Lab No. - 303

**Functional Nano-materials Research Lab (Physics)
(Second Floor Composite Laboratory Building)**


S.No.	Name of the Instrument (Lab No.)	Image of the instrument
1.	Inert Gas Evaporation System	

<p>2.</p>	<p>Source meter- Keithley 2450</p>	 <p>A photograph of a Keithley 2450 Source Meter. The device is a grey benchtop instrument with a large color LCD screen on the left side displaying a software interface. To the right of the screen are several physical buttons and a rotary knob. The Keithley logo is visible on the front panel below the screen. The device is sitting on a light-colored surface.</p>
<p>3.</p>	<p>Spin coater</p>	 <p>A photograph of a white spin coater. The main unit is white with a blue control panel on the front featuring a small screen and several buttons. The text "Spin Coater" is printed on the front. To the left of the main unit is a separate grey component with a circular orange mesh. The device is on a light-colored surface.</p>
<p>4.</p>	<p>Solar Simulator</p>	 <p>A photograph of a solar simulator. It is a black, vertical, rectangular device with a circular opening at the bottom. The letters "Xe" are visible on the upper part of the device. To the left of the simulator is a white spherical object. In the foreground, a small blue cylindrical container is visible on the surface. The device is on a light-colored surface.</p>

<p>5.</p>	<p>Muffle Furnace</p>	 <p>A white muffle furnace with a control panel at the bottom. The control panel features a digital display, several buttons, and a red emergency stop button. The furnace has a rectangular opening in the center for sample placement.</p>
<p>6.</p>	<p>Double Zone Tubular Furnace</p>	 <p>A double zone tubular furnace with an orange top and a grey base. The top has a handle and a latch. The base has two blue ports and a red power button. The furnace is designed for high-temperature applications.</p>
<p>7.</p>	<p>Magnetic stirrer</p>	 <p>A blue magnetic stirrer with a white foil-wrapped container on top. The stirrer has two large knobs and a digital display. The container is wrapped in white foil and sits on the stirrer's platform.</p>

8.	Single Zone Tubular Furnace	
9.	Hot Air Oven	
10.	Ultrasonicator	
11.	Weighing Machine	

Dr. Himani Sharma
Head of Department
Department of Physics (SoPs)





Department of Physics

School of Physical Sciences (SoPS)

Doon University



No.SOPS-PH-1508.....





Dated: 27-10-2023





List of Equipment and instrument in central instrumental facility Lab





Lab No. - 306

(Second Floor Composite Laboratory Building)

S.No.	Name of the Instrument (Lab No.)	Image of the instrument
1.	Probe Sonicator	
2.	High Temperature muffle Furnace	

3.	Kethley	
4	UV Visible Spectroscopy	
5.	CPU + Monitor for UV Visible Spectroscopy	
6.	GPS Reciever	

7.	Computer	
8.	Melde's Experiment Apparatus	
9.	Electromagnet	
10.	Susceptibility	

<p>11.</p>	<p>Travelling Microscope</p>	
<p>12.</p>	<p>GM Counter</p>	
<p>13.</p>	<p>Micro Controller</p>	
<p>14.</p>	<p>Melde's Electrical Vibrator</p>	

Himani
 Dr. Himani Sharma
 Head of Department
 Department of Physics (SoPs)



Department of Physics

School of Physical Sciences (SoPS)

Doon University

No.SOPS-PH-1508.....



Dated: 27-10-2023




List of Equipment and instrument in central instrumental facility Lab





Lab No. - 307




Advanced Materials Lab (Physics)

(Second Floor Composite Laboratory Building)

S.No.	Name of the Instrument (Lab No.)	Image of the instrument
1.	Hot Air Oven	
2.	Muffle furnace 1100°C	

<p>3.</p>	<p>Weighing Machine</p>	
<p>4.</p>	<p>Muffle Furnace 1400°C</p>	
<p>5.</p>	<p>Hot air Oven</p>	

<p>6.</p>	<p>Vacuum pump</p>	
<p>7.</p>	<p>UV Ozone Cleaner</p>	
<p>8.</p>	<p>Spin coater : spin NXG-P1A</p>	
<p>9.</p>	<p>UV Cabinet 3 tube</p>	

<p>10.</p>	<p>Muffle Furnace 1150C</p>	
<p>11.</p>	<p>Pallet Making Machine</p>	
<p>12.</p>	<p>Ultrasonic Cleaner</p>	




Alimani





Dr. Himani Sharma
Head of Department
Department of Physics (SoPs)




List of Equipments and Instruments in Central Instrumental Facility

Lab No.101

(Ground Floor Composite Laboratory Building)





S.No.	Name of Instrument (Lab No)	Image of Instrument
1.	High Performance Liquid Chromatography (HPLC) (Lab-101, Ground Floor Composite Laboratory Building)	
2.	RT-PCR (Lab-101, Ground Floor Composite Laboratory Building)	
3.	PCR (Lab-101, Ground Floor Composite Laboratory Building)	





4.	<p>GC-MS (Lab-101, Ground Floor Composite Laboratory Building)</p>	
5.	<p>Gas Chromatography (GC) (Lab-101, Ground Floor Composite Laboratory Building)</p>	
6.	<p>High Performance Computing Cluster (HPCC) (Lab-101, Ground Floor Composite Laboratory Building)</p>	
7.	<p>Rotavapour (Lab-101, Ground Floor Composite Laboratory Building)</p>	



8.	Ultrasonicator (Lab-101, Ground Floor Composite Laboratory Building)	
9.	Ion Chromatography (Lab-101, Ground Floor Composite Laboratory Building)	
10.	BET (Lab-101, Ground Floor Composite Laboratory Building)	

Lab No.102
(Ground Floor Composite Laboratory Building)



S.No.	Name of Instrument (Lab No)	Image of Instrument
-------	--------------------------------	---------------------





11.	<p>Fourier Transform Infrared Spectroscopy (FTIR) (Lab-102, Ground Floor Composite Laboratory Building)</p>	
12.	<p>Ball Milling (Lab-102, Ground Floor Composite Laboratory Building)</p>	
13.	<p>Microscope (Lab-102, Ground Floor Composite Laboratory Building)</p>	
14.	<p>ICP-OES (Lab-102, Ground Floor Composite Laboratory Building)</p>	

15.	<p>Atomic Absorption Spectroscopy (AAS) (Lab-102, Ground Floor Composite Laboratory Building)</p>	
16.	<p>NGC-Chromatography (Lab-102, Ground Floor Composite Laboratory Building)</p>	
17.	<p>Algaetron (Lab-102, Ground Floor Composite Laboratory Building)</p>	
18.	<p>CHNS Elemental Analyzer (Lab-102, Ground Floor Composite Laboratory Building)</p>	

19.	Surface Tensiometer (Lab-102, Ground Floor Composite Laboratory Building)	
20.	Millipore System (Lab-102, Ground Floor Composite Laboratory Building)	




Lab No.103
(Ground Floor Composite Laboratory Building)



S.No.	Name of Instrument (Lab No)	Image of Instrument
21.	Centrifuge (Lab-103, Ground Floor Composite Laboratory Building)	
22.	Microscope (Lab-103, Ground Floor Composite Laboratory Building)	

<p>23.</p>	<p>Microwave Digester (Lab-103, Ground Floor Composite Laboratory Building)</p>	
<p>24.</p>	<p>UV-Vis Spectrophotometer (Lab-103, Ground Floor Composite Laboratory Building)</p>	
<p>25.</p>	<p>Fibre Analyzer (Lab-103, Ground Floor Composite Laboratory Building)</p>	
<p>26.</p>	<p>BOD Incubator (Lab-103, Ground Floor Composite Laboratory Building)</p>	

Lab No.108

(Ground Floor Composite Laboratory Building)



S.No.	Name of Instrument (Lab No)	Image of Instrument
27.	UV-Vis DRS (Lab-108, Ground Floor Composite Laboratory Building)	 A photograph of a UV-Vis DRS instrument. The instrument is a white, boxy device with a black front panel. It is placed on a desk next to a computer monitor displaying a software interface, a keyboard, and a mouse. The background shows a typical laboratory setting with a wall and some electrical outlets.
28.	Chemical Vapor Deposition (CVD) (Lab-108, Ground Floor Composite Laboratory Building)	 A photograph of a CVD Tubular Furnace. The furnace is a tall, green, rectangular unit with a blue control panel at the bottom. The control panel has several dials and buttons. The furnace is mounted on a blue metal stand with four legs. The background shows a laboratory setting with various equipment and cables.
29.	Thermal Evaporation and Electron-Beam System (Lab-108, Ground Floor Composite Laboratory Building)	 A photograph of an E-beam System. The system consists of a white, rectangular unit with a control panel on the front. The control panel has several dials, buttons, and a digital display. The unit is mounted on a stand. The background shows a laboratory setting with a wall and some electrical outlets. <p data-bbox="950 1583 1138 1612">E-beam System</p>





30.	Magnetron Sputtering System (Lab-108, Ground Floor Composite Laboratory Building)	 <p style="text-align: center;">Sputtering</p>
31.	Gas Chromatography (Lab-108, Ground Floor Composite Laboratory Building)	











(Dr. Arun Kumar)
Director, Research and Development Cell



List of Equipments and Instruments in Department of Chemistry**Lab No. 109****(Ground Floor Composite Laboratory Building)**

S.No.	Name of Instrument (Lab No)	Image of Instrument
1.	Muffle Furnace (Lab-109, Ground Floor, Composite Laboratory Building)	
2.	Rotatory Evaporator (Lab-109, Ground Floor, Composite Laboratory Building)	

3.	Hot Air Oven (Lab-109, Ground Floor, Composite Laboratory Building)	
4.	Fume Hood (Lab-109, Ground Floor, Composite Laboratory Building)	
5.	Magnetic Stirrer with Heating (Lab-109, Ground Floor, Composite Laboratory Building)	
6.	Magnetic Stirrer (Lab-109, Ground Floor, Composite Laboratory Building)	


7.	U.V. Chamber (Lab-109, Ground Floor, Composite Laboratory Building)	
8.	Weighing Balance (Lab-109, Ground Floor, Composite Laboratory Building)	
9.	Ultrasonicator (Lab-109, Ground Floor, Composite Laboratory Building)	
10.	Vortex (Lab-109, Ground Floor, Composite Laboratory Building)	






11.	<p>Centrifuge (Lab-109, Ground Floor, Composite Laboratory Building)</p>	
12.	<p>Heating Mantle (Lab-109, Ground Floor, Composite Laboratory Building)</p>	
13.	<p>Melting Point Apparatus (Lab-109, Ground Floor, Composite Laboratory Building)</p>	
14.	<p>Distillery Unit (Lab-109, Ground Floor, Composite Laboratory Building)</p>	





15.	Immersion Chiller (Lab-109, Ground Floor, Composite Laboratory Building)	
16.	Refrigerator (Lab-109, Ground Floor, Composite Laboratory Building)	





Lab No. 304




(Polymer-Nanocomposite Research Lab, 2nd Floor, Composite Laboratory Building)

S.No.	Name of Instrument	Image of Instrument
17.	Weighing Balance (Lab-304, 2 nd Floor, Composite Laboratory Building)	


18.	Ultra sonicator (Lab-304, 2 nd Floor, Composite Laboratory Building)		
19.	Probe Sonicator (Lab-304, 2 nd Floor, Composite Laboratory Building)		
20.	Temperature Control Magnetic Stirrer (Lab-304, 2 nd Floor, Composite Laboratory Building)		
21.	Magnetic Stirrer (Lab-304, 2 nd Floor, Composite Laboratory Building)		
22.	Muffle furnace (Lab-304, 2 nd Floor, Composite Laboratory Building)		






23.	<p>Lyophilizer (Lab-304, 2nd Floor, Composite Laboratory Building)</p>	
24.	<p>Circulating Cooling Water Bath (Lab-304, 2nd Floor, Composite Laboratory Building)</p>	
25.	<p>Hot Air Oven (Lab-304, 2nd Floor, Composite Laboratory Building)</p>	
26.	<p>Centrifuge (Lab-304, 2nd Floor, Composite Laboratory Building)</p>	

27.	<p>Incubator (Lab-304, 2nd Floor, Composite Laboratory Building)</p>	
28.	<p>UV light chamber (Lab-304, 2nd Floor, Composite Laboratory Building)</p>	
29.	<p>Microwave (Lab-304, 2nd Floor, Composite Laboratory Building)</p>	
30.	<p>Fume hood (Lab-304, 2nd Floor, Composite Laboratory Building)</p>	





31.	Multi tube rotator (Lab-304, 2 nd Floor, Composite Laboratory Building)	
32.	Viscometer (Lab-304, 2 nd Floor, Composite Laboratory Building)	
33.	Digital Disk Tube Rotator (Lab-304, 2 nd Floor, Composite Laboratory Building)	

Academic Lab No. 305
(2nd Floor, Composite Laboratory Building)





S.No.	Name of Instrument	Image of Instrument
34.	Hot Plate (Lab-305, 2 nd Floor, Composite Laboratory Building)	

35.	Photo-colorimeter (Lab-305, 2 nd Floor, Composite Laboratory Building)	
36.	Soxhlet extraction unit (Lab-305, 2 nd Floor, Composite Laboratory Building)	
37.	Muffle Furnace (Lab-305, 2 nd Floor, Composite Laboratory Building)	
38.	Hot Air Oven (Lab-305, 2 nd Floor, Composite Laboratory Building)	
39.	pH Meter (Lab-305, 2 nd Floor, Composite Laboratory Building)	

Academic Lab No. 308 (2nd Floor Composite Laboratory Building)

S.No.	Name of Instrument	Image of Instrument
40.	Hot Plate (Lab-308, 2 nd Floor, Composite Laboratory Building)	
41.	Photo Colorimeter (Lab-308, 2 nd Floor, Composite Laboratory Building)	
42.	Fume Hood (Lab-308, 2 nd Floor, Composite Laboratory Building)	
43.	Hot Air Oven (Lab-308, 2 nd Floor, Composite Laboratory Building)	

Academic Lab No. 309 (2nd Floor Composite Laboratory Building)

S.No.	Name of Instrument	Image of Instrument
44.	Hot Plate (Lab-309, 2 nd Floor, Composite Laboratory Building)	
45.	pH Meter (Lab-309, 2 nd Floor, Composite Laboratory Building)	
46.	Fume Hood (Lab-309, 2 nd Floor, Composite Laboratory Building)	
47.	Hot Air Oven (Lab-309, 2 nd Floor, Composite Laboratory Building)	

48.

Refrigerator
(Lab-309, 2nd Floor,
Composite Laboratory
Building)



Handwritten signature of Dr. Arun Kumar in blue ink.

(Dr. Arun Kumar)
Head I/C, Department of Chemistry

Lab No -101

COMBINED INSTRUMENTATION FACILITY

S. No.	Name of Instruments	Make & Model
1	GC (Gas Chromatography)	Agilent -7890
2	GC-MS (Mass Spectrophotometer)	Agilent -7980-5975C
3	HPLC (High Performance Liquid Chromatography)	Dionex Ultimate -3000
4	IC (ion Chromatography)	Dionex ICS-1100
5	BET (Surface Area Analyzer)	Belsorp X mini
6	Bio Reactor	Fermentec FMT-DSA-S07
7	RTPCR	Bio-Red C 1000 touch
8	Gel Doc EZ Imager	Bio-Red S-1000

Lab No -102

COMBINED INSTRUMENTATION FACILITY

S. No.	Name of Instruments	Make & Model
1	FTIR	Shimadzu 01228
2	Microscope with Digital Camera	Nikon ECLIESECI-LI
3	Ball Mill	Retsch PM 100
4	ICP	Teledyne Prodigy XP
5	AAS	Thermo ICE-3000
6	Rota vapor	Buchi R-100
7	CHNS	Euro EA-3000
8	NGC Chromatography System	Bio-Red 100 Plus
9	Millipore	Merck BM2HA 8909F
10	Automatic Tensiometer	Kyowady-500

Lab No -103

COMBINED INSTRUMENTATION FACILITY

S. No.	Name of Instruments	Make & Model
1	UV Spectrophotometer	Shimadzu 01228
2	K-Jeldal	Pelican Kelvac
3	CEM Mars Microwave Digester	Mars 910905
4	Soil CO ₂ Flux System	Li-Cor LI-8100A
5	Photosynthesis Analyzer	Li-Cor ELI-8100A
6	Hot Air Oven	Mac MSW -211
7	B.O.D Incubator	Micro Teknik JECL -4 (c)
8	Laminar Air Flow	Equitron 8110-4
9	Fiber Analyzer	Pelican FES08
10	Digital Colony Counter	LAPIZ

Lab No -202

S.No.	Name of Instruments	Make & Model
1	pH meter	Wensar 3.0 LMPH tem
2	High-pressure Vacuum pump	IBT-350Bangalore
3	Chiller-	Equitron Xtemp 8600
4	Centrifuge	Remi R8C
5	Weigh-Balance	Wensar MB220
6	Tubular Furnace	Sigma Scientific
7	Photocatalytic Reactor	Lelesil innovative system
8	Hot air oven-	Binder FD56

Lab No -204

S.No.	Name of Instruments	Make & Model
1	Bio Aerosol sampler	Tiscon
2	Respirable dust sampler	Spectra lab
3	Grimme particle size analyzer	Grimme
4	EC OC Analyzer	Sub Lab
5	N_ FRM aerosol sampler	UAR
6	Andersen samplers (Thermofisher)	Thermo fisher
7	Partisol Speciation sampler)	(Thermofisher)
8	Ambient air quality monitoring station (SO ₂ , NO _x , O ₃ , PM ₁₀ , PM _{2.5} , CO)	Thermofisher
9	Aethalometer	Magee scientific

Lab No. 205

S.No.	Name of Instruments	Make	Model
1.	Analytical weighing balance	SHIMADZU	ATX224
2.	pH meter	Eutech	PC700
3.	Orbital Shaker	Scigenics Biotech Pvt. Ltd.	ORBITEX LETT-D
4.	Incubator	Equitron	7247DT-091
5.	Bioreactor	Fermex	BIOFMA ⁵
6.	Magnetic Stirrer	REMI	2 MLH
7.	Double Distillation Unit	Borosil	-
8.	Kjeldahl Unit	Pelican Equipment	Dig -KES 12L RTS, KELVAC Dis- CLASSIC-DX VATS (P)
9.	Hot Air Oven	Ferrotek Equipment	FE-138
10.	Plant Growth Chamber	Conviron	CMP- 6010
11.	DO Meter	LABWAN	LWDO-10

Lab No- 206

S. No.	Name of Instruments	Make & Model
1.	pH meter	EU-Tech (pH-700)
2.	Deep Freezer	Vest Frost Solution
3.	Quick Freezer	REMI (RQFV-170)
4.	Fridge (360 lit.)	LG (GL-1402RPZY)
5.	BOD Incubator	Micro Teknik
6.	Laminar Air Flow	AACO
7.	Fridge (215 lit.)	LG (GL-225FMS)
8.	Bulk Density	Khera Instrument
9.	PCR	Eppendorf
10.	Shaker	REMI (RS-24BL)
11.	Muffle Furnace	Temp Star
12.	Hot Air Oven	Temp Star
13.	Autoclave	Equitron
14.	Cyclo Mixer	REMI (CM-101)
15.	Centrifuge	Eppendorf (Centrifuge-5418R)

Lab No - 207

S. No.	Name of Instruments	Make & Model
1	pH meter	Yoshcon
2	Binocular microscope	Nikon Eclipse E100
3	Stereo microscope	Nikon
4	Hot air oven	Ferrotek equipments
5	Dry Bath Incubator	Decibel
6	Muffle furnace	Ferrotek equipments (FE-176)
7	Hot plate	Ferrotek equipments
8	Magnetic stirrer	Remi
9	Magnetic stirrer	Ferrotek equipments
10	Mechanical stirrer	Remi
11	Autoclave	Ferrotek equipments
12	Refrigerator	Whirlpool

Room No -404
Analytical Lab -02
(SENR)

S. No.	Name of Instruments	Make & Model
1	Flame Photometer	Systronic 128
2	Cyclo Mixer	Remi CM101
3	Water Bath	Narang NSW 128
4	Weighing Balance	Denver SI 234
5	Hot Air Oven	HAC 405
6	D Freeze	Whirlpool
7	Microscope	Nikon E100
8	Flow Pump	Miclins

Room No -405
Analytical Lab -01
(SENR)

S. No.	Name of Instruments	Make & Model
1	pH Meter	Eutech pH700
2	EC Meter	Esico 1601
3	Centrifuge	Remi C858
4	Muffle Furnace	Narang NSW 103
5	Water Bath	RSB 12
6	BOD Incubator	Quinwell QW99
7	Double Distillation Unit	Borosil
8	COD Digester	AI 125
9	Rotary Shaker	Promax 1020
10	Nephlo Meter	EI 341
11	Digital Colony Counter	Teknik
12	Microwave	Samsung
13	Jar Testing Apparatus	Microteknik
14	Weighing Balance	Contech
15	Weighing Balance	PB 1501 -L
16	Magnetic Strier	Remi

Room No -403
RS&GIS LAB
(SENR)

S. No.	Name of Instruments & Software	No
1	Arc Gis	01
2	Erdas	01
3	Computer	20
4	Workstation	04
5	GPS	04
6	Scanner (HP)	01
7	Projector	01

Room No -402
Biological Science Lab

CHEMICAL STORE ROOM SENR

ROOM NO-406
CONFERENCE HALL & M. Tech. CLASSROOM

ROOM NO -407
M.Sc. EVS SMART CLASS SENR

ROOM NO- 408
BIOLOGICAL SCIENCE CLASS

ROOM NO-409
M.Sc. NRM CLASS SENR

List of Equipment available in SoBS

Sr. No.	Equipment Name	Make	Model
Room no. 401 at Nityanand Centre for Himalayan Studies			
1	Vertical Autoclave	JiwaTech (Sisco India)	SSIC-1-22L
2	Laminar Air Flow	JiwaTech (Sisco India)	SSIC-63-3-2-2
3	Orbital Shaking Incubator	JiwaTech (Sisco India)	SSIC-71-9F-560
4	Water Bath	JiwaTech (Sisco India)	SSIC-CWB-20L
Combined Instrumentation Facility (Composite Lab Building)			
1	RT-PCR	Bio-Rad	C 1000 touch
2	Bioreactor wit Autoclave	Fermentech	FMT-DSA-S07
3	NGC Chromatography System	Bio-Rad	100 plus
4	Tensiometer	KYOWA	DY 500)